


thermOweld®

UL Listed GROUND BARS & BUS BARS

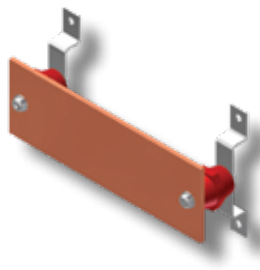
Series CB, TCB & SSB

Proper bonding is essential to create an isopotential plane between service grounds and equipment during fault and transient conditions. This isopotential plane provides a near zero voltage differential and serves to protect people and equipment during these events. The most popular bonding product in use today is the ground bar or bonding bar.


thermOweld®'s ground bars and bus bars are UL approved and produced on our state-of-the-art automated production line. This allows us to offer virtually endless sizes and configurations, hole and slot patterns, unplated copper or tin plated, and other options with and without brackets and insulators. Customers worldwide are taking advantage of **thermOweld's** ground bars for a wide range of applications and unique requirements, from telecom sites to energy facilities. Please contact us with your specific needs!



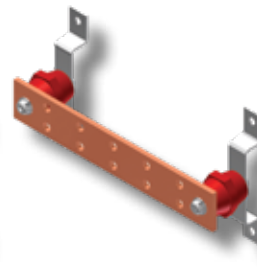
CB14412JK




CB14412NK




TCB14210PK



CB14212BK



CB14412JP
Ground Bar
with Plexiglas Cover



Call Today Ship Today!
SAME DAY SERVICE



| Catalog Number | Hole Pattern | Tinned | Bar Size | # of Holes |
|----------------|------------------------------------|--------|-----------------|------------|
| CB14412JK | Pattern J w/ Insulators & Brackets | No | 1/4" X 4" X 12" | 27 |
| CB14412M | Pattern M | No | 1/4" X 4" X 12" | 48 |
| CB14412MK | Pattern M w/ Insulators & Brackets | No | 1/4" X 4" X 12" | 48 |
| CB14210P | Pattern P | No | 1/4" X 2" X 10" | 26 |
| CB14210PK | Pattern P w/ Insulators & Brackets | No | 1/4" X 2" X 10" | 26 |
| CB14212P | Pattern P | No | 1/4" X 2" X 12" | 26 |
| CB14212PK | Pattern P w/ Insulators & Brackets | No | 1/4" X 2" X 12" | 26 |

99-5060-05 7-2018

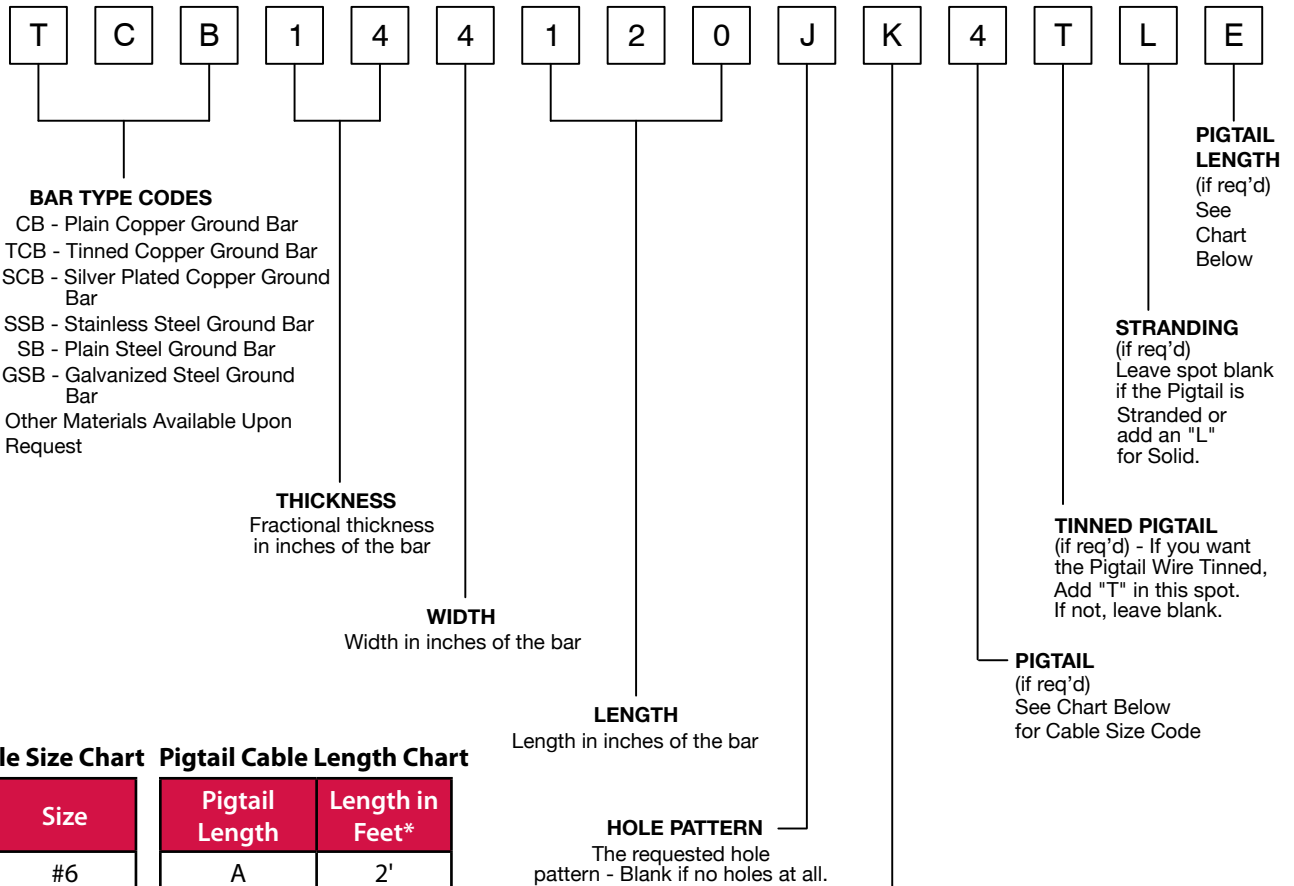


The Contractors Choice



GROUND BAR NUMBERING SYSTEM

Below is a guide on how to understand thermOweld®'s ground bar numbering system. Each digit of the catalog number represents specific details of our ground bars. Please note that other sizes are available. Contact thermOweld for details.



Pigtail Cable Size Chart

| Pigtail No. | Size |
|-------------|---------|
| 1 | #6 |
| 2 | #4 |
| 3 | 250 mcm |
| 4 | #2 |
| 5 | #1 |
| 6 | 1/0 |
| 7 | 2/0 |
| 8 | 500 mcm |
| 9 | 4/0 |

Pigtail Cable Length Chart

| Pigtail Length | Length in Feet* |
|----------------|-----------------|
| A | 2' |
| B | 5' |
| C | 10' |
| D | 15' |
| E | 20' |
| F | 25' |
| G | 30' |
| H | 35' |

*Custom lengths available upon request, contact thermOweld for details.